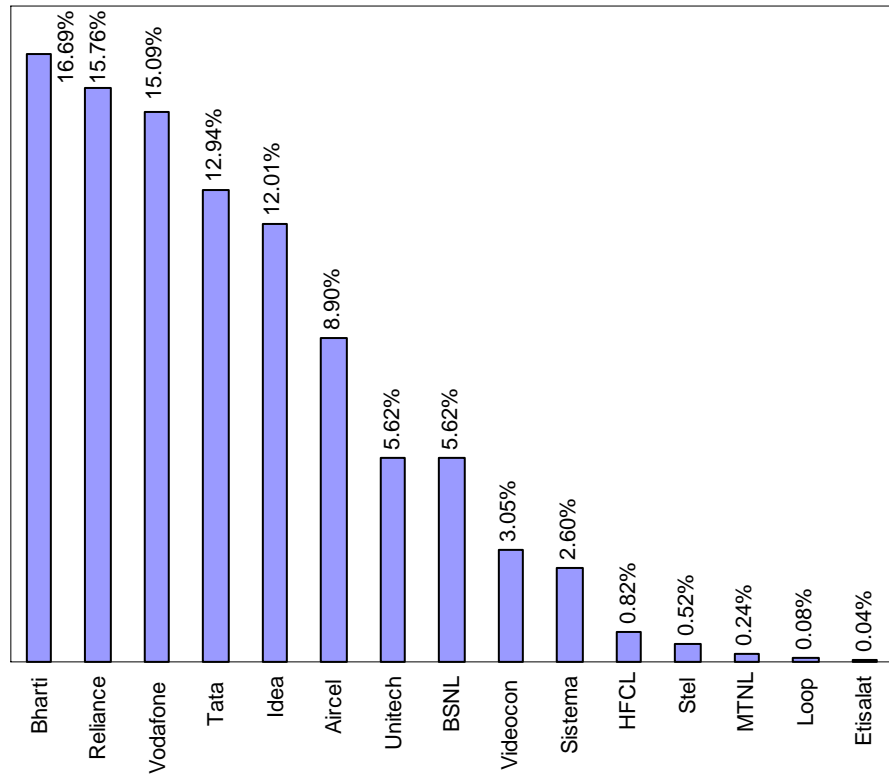
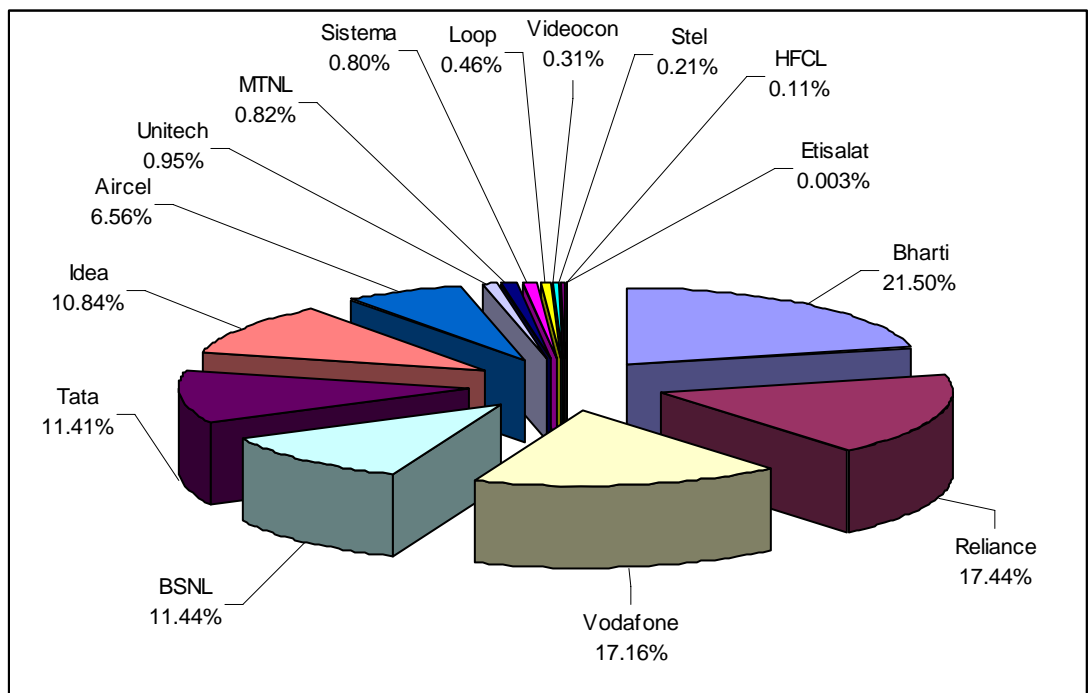


A. Service Providers' share in net additions during the month of June-2010

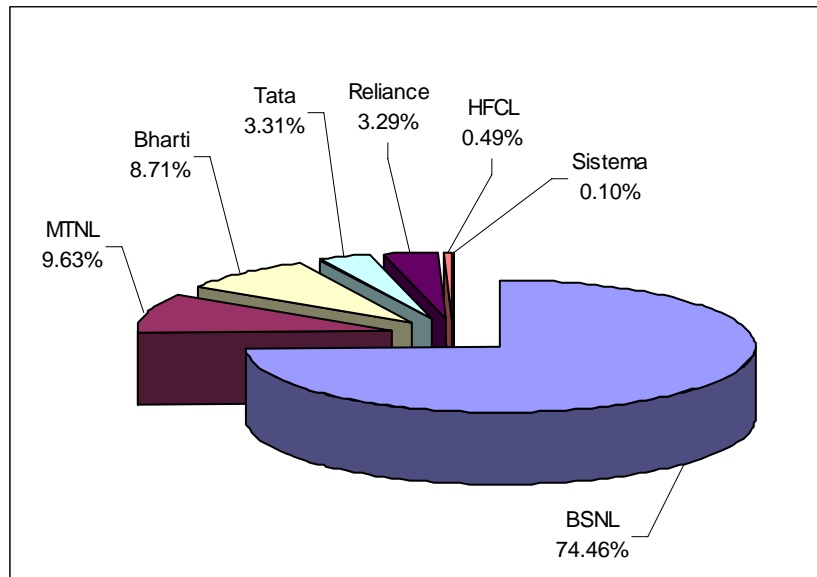


B. Service Provider wise Market Share as on 30-6-2010



Wireline subscriber base has, however, declined from 36.39 million in May-2010 to 36.18 million at the end of June-2010. BSNL/MTNL, two PSU operators hold 84.09% of the Wireline market share. Overall wireline teledensity is 3.06.

Service Provider wise Market Share as on 30-6-2010



Category wise Net Additions during the Month of June-2010

Category	Net Additions	
	Wireline	Wireless
Circle A	-65647	5940988
Circle B	-146393	7028654
Circle C	-16021	2561725
Metro	21425	2445388
All India	-206636	17976755

Category-wise Growth Rate in Access Service

Category	Monthly Rate of Growth (May-2010 to June-2010)		Yearly rate of growth (June-2009 to June-2010)	
	Wireline	Wireless	Wireline	Wireless
Circle A	-0.48%	2.7%	-2.9%	45.5%
Circle B	-1.19%	3.0%	-7.5%	51.5%
Circle C	-0.50%	3.1%	-3.5%	61.8%
Metro	0.30%	3.3%	2.1%	37.9%
All India	-0.57%	2.91%	-3.6%	48.7%

Total Broadband subscriber base has increased from 9.24 million in May-2010 to 9.45 million in June-2010, there by showing a growth of 2.27%.

SP/AT/AS