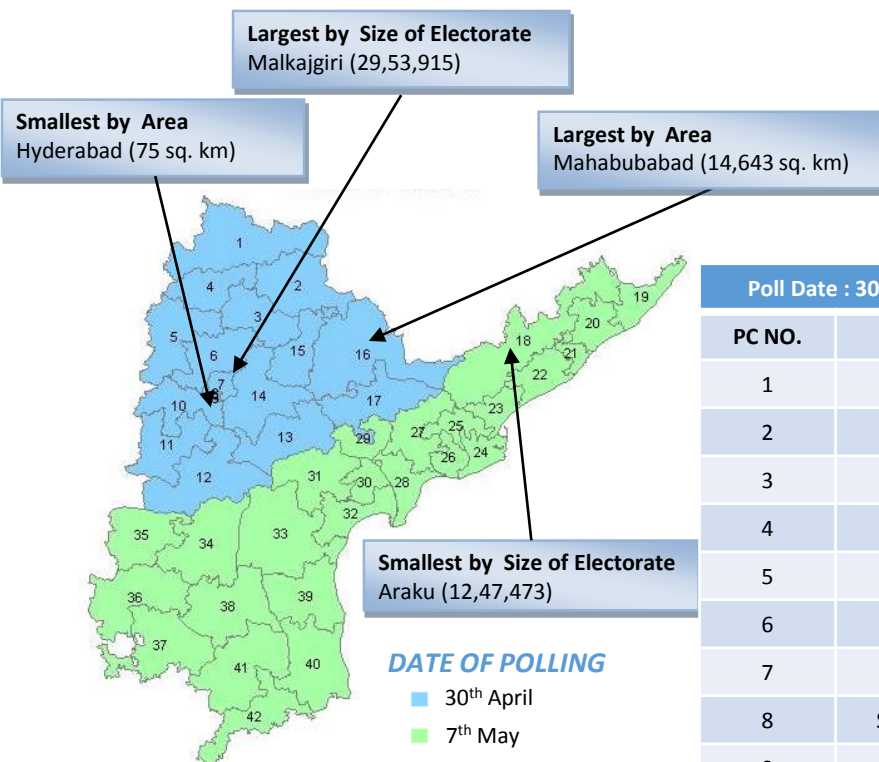


# FACT SHEET ON ANDHRA PRADESH

The 16<sup>th</sup> Lok Sabha elections would be held in the 42 Parliamentary Constituencies of Andhra Pradesh on 2 poll days, namely April 30 and May 7, 2014. Polling will be held at 69,014 polling stations spread across 43,139 polling station locations. Out of the state's total of 6,23,85,901 electors as on 8<sup>th</sup> February 2014, 16.59% are in the age group 18–25 while women constitute 49.73%. The poll expenditure limit per candidate for all constituencies in the state is Rs.70 lakhs.

## SECTION A: 2014 ELECTION DATA

### 1. PARLIAMENTARY CONSTITUENCIES - 42



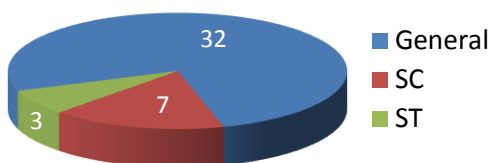
Poll Date : 7<sup>th</sup> May, 2014

PC NO.	PC NAME
18	Araku
19	Srikakulam
20	Vizianagaram
21	Visakhapatnam
22	Anakapalle
23	Kakinada
24	Amalapuram
25	Rajahmundry
26	Narsapuram
27	Eluru
28	Machilipatnam
29	Vijayawada
30	Guntur
31	Narasaraopet
32	Bapatla
33	Ongole
34	Nandyal
35	Kurnool
36	Anantapur
37	Hindupur
38	Kadapa
39	Nellore
40	Tirupati
41	Rajampet
42	Chittoor
<b>Total</b>	<b>25</b>

Poll Date : 30<sup>th</sup> April, 2014

PC NO.	PC NAME
1	Adilabad
2	Peddapalle
3	Karimnagar
4	Nizamabad
5	Zahirabad
6	Medak
7	Malkajgiri
8	Secunderabad
9	Hyderabad
10	Chevella
11	Mahbubnagar
12	Nagarkurnool
13	Nalgonda
14	Bhongir
15	Warangal
16	Mahabubabad
17	Khammam
<b>Total</b>	<b>17</b>

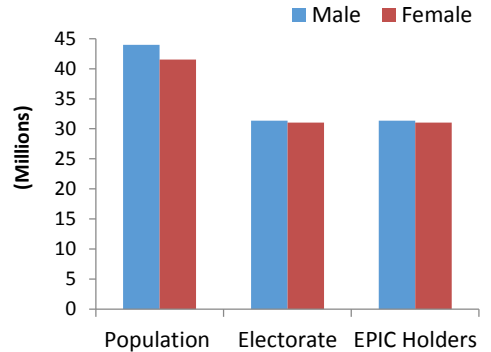
**Number of Constituencies By Type**



## 2. ELECTORS - 2014

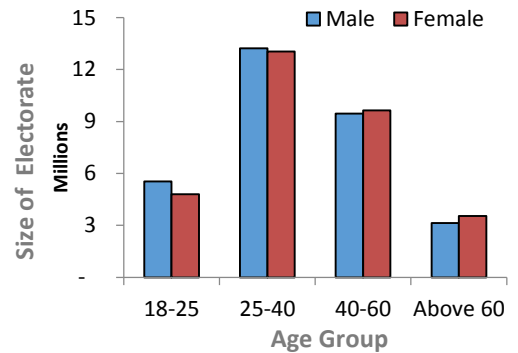
*Composition of Population, Electors and EPIC holders*

	Male	Female	Others	Total
Population	4,39,50,419	4,15,31,721	--	8,75,75,100
Electorate	3,13,59,296	3,10,22,235	4,370	6,23,85,901
EPIC Holders	3,13,59,296	3,10,22,235	4,370	6,23,85,901



*Composition of Electorate by Age and Gender*

Age Group	Male	Female	Others	Total	As % of Total Electorate
18-25	55,45,521	48,03,507	2,178	1,03,51,206	16.59%
25-40	1,32,22,297	1,30,40,662	1,408	2,62,64,367	42.10%
40-60	94,60,703	96,33,497	599	1,90,94,799	30.61%
Above 60	31,30,775	35,44,569	185	66,75,529	10.70%
Total	3,13,59,296	3,10,22,235	4,370	6,23,85,901	100.0%



Source: CEO, Andhra Pradesh; Data as on 08.02.2014

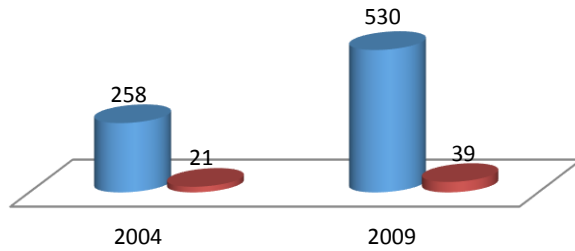
# SECTION B: HIGHLIGHTS OF 2004 & 2009 ELECTIONS

## 1. CANDIDATES

*Number of candidates by Gender*

■ Male ■ Female

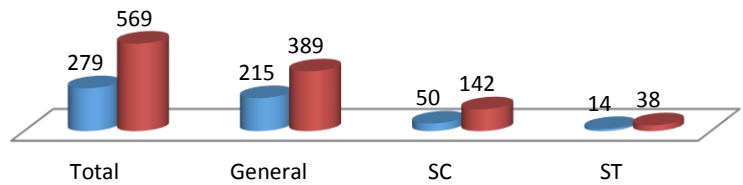
Gender	2004	2009
Male	258	530
Female	21	39



*Number of candidates by Category*

■ 2004 ■ 2009

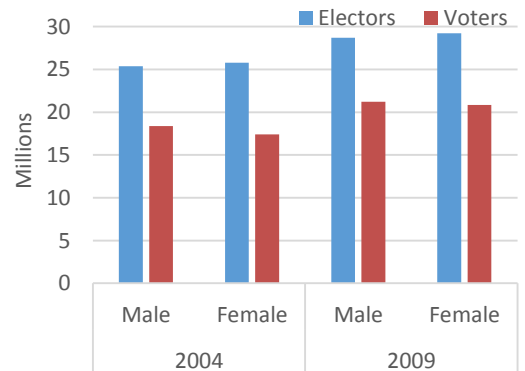
Category	2004	2009
General	215	389
SC	50	142
ST	14	38



## 2. ELECTORATE

*Composition of Electors and Voters by Gender*

	2004		2009	
	Male	Female	Male	Female
No. of Electors	2,53,55,118	2,57,91,224	2,86,84,841	2,92,07,418
No. of Voters	1,83,91,831	1,73,84,444	2,12,02,417	2,08,45,852
Polling %	72.5%	67.4%	73.9%	71.4%



### 3. PERFORMANCE OF POLITICAL PARTIES

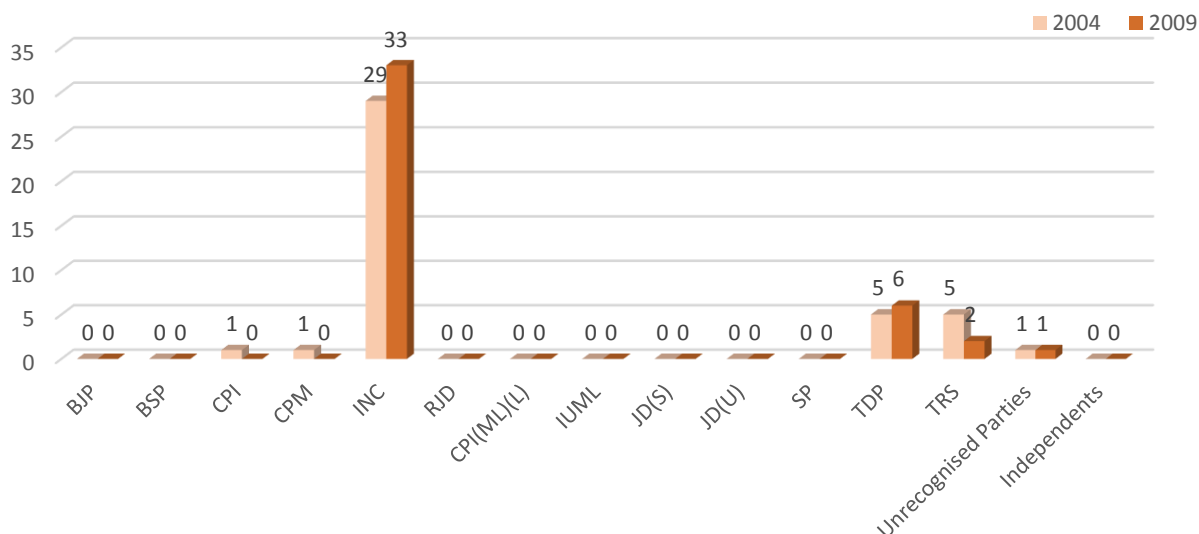
#### Performance of Political Parties

Year ->		2004					2009				
Party	Contested	Won	Runner-up	Forfeited Deposit	Vote Share (%)	Contested	Won	Runner-up	Forfeited Deposit	Vote share (%)	
National Parties	BJP	9	0	9	0	8.41	41	0	1	40	3.75
	BSP	26	0	0	26	1.42	40	0	0	40	0.91
	CPI	1	1	0	0	1.34	2	0	2	0	1.58
	CPM	1	1	0	0	1.04	2	0	2	0	1.27
	INC	34	29	4	0	41.56	42	33	8	1	38.95
	RJD*	2	0	0	2	0.02	2	0	0	2	0.04
State Parties**	CPI(ML)(L)	1	0	0	1	0.03	2	0	0	2	0.01
	IUML	2	0	0	2	0.05	1	0	0	1	0.04
	JD(S)	--	--	--	--	--	2	0	0	2	0.01
	JD(U)	--	--	--	--	--	2	0	0	2	0.01
	SP	2	0	0	2	0.12	2	0	0	2	0.01
	TDP	33	5	28	0	33.12	31	6	20	2	24.93
	TRS	22	5	0	17	6.83	9	2	6	1	6.14
Others	Unrecognised Parties	32	1	0	31	1.93	167	1	3	149	19.04
	Independents	114	0	1	113	4.15	224	0	0	224	3.30
<b>Total</b>		<b>279</b>	<b>42</b>	<b>42</b>	<b>194</b>	<b>100</b>	<b>569</b>	<b>42</b>	<b>42</b>	<b>468</b>	<b>100</b>

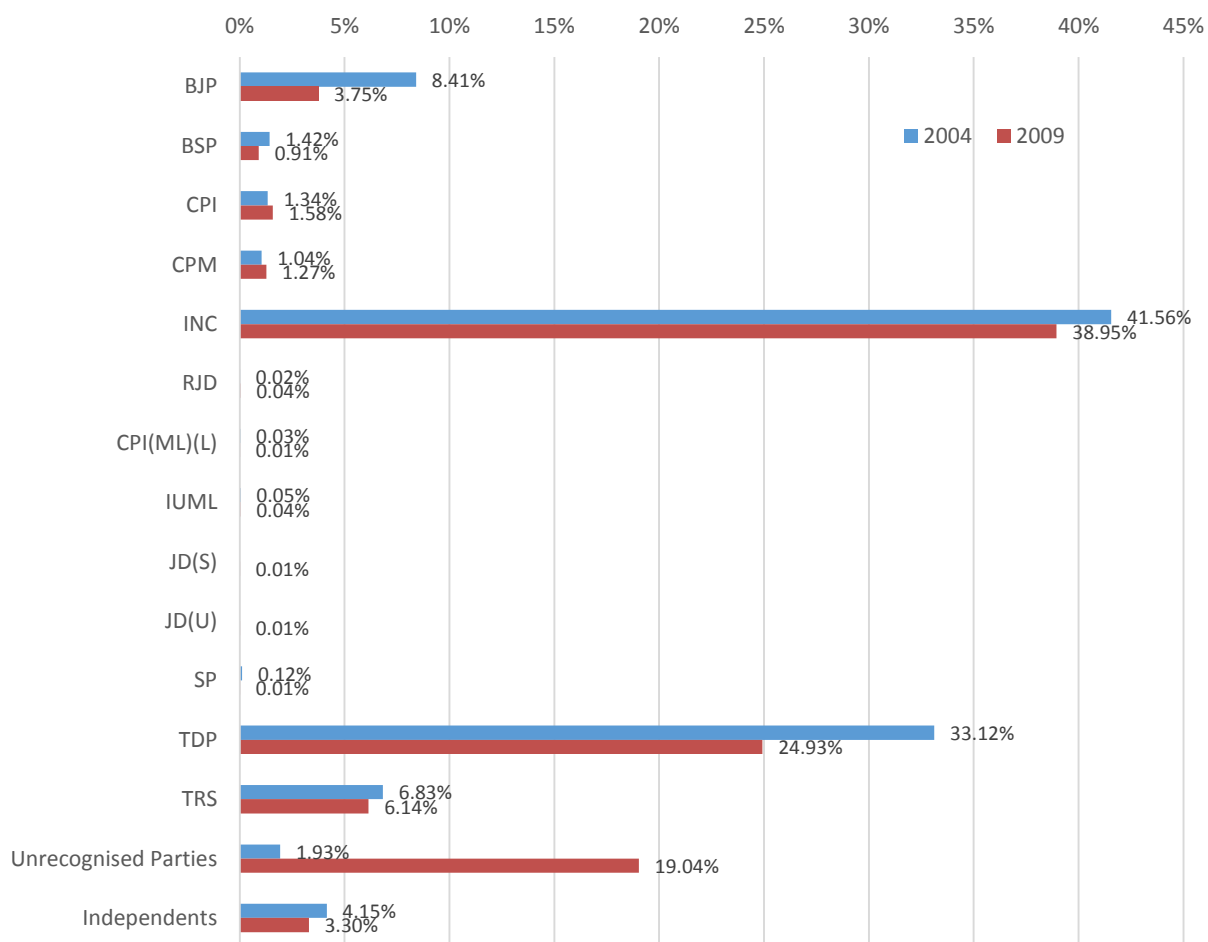
\*RJD was a National Party in 2009 alone

\*\*Includes Parties recognised as State Parties in either 2004 or 2009 or both

#### Number of Seats Won by Parties



### Votes polled by Parties(%)



#### Party Abbreviation

BJP  
BSP  
CPI  
CPI(M-L)(L)  
CPM  
INC  
IUML  
JD(S)  
JD(U)  
RJD  
SP  
TDP  
TRS

#### Party Name

Bharatiya Janata Party  
Bahujan Samaj Party  
Communist Party of India  
Communist Party of India (Marxist-Leninist)(Liberation)  
Communist Party of India (Marxist)  
Indian National Congress  
Indian Union Muslim League  
Janata Dal (Secular)  
Janata Dal (United)  
Rashtriya Janata Dal  
Samajwadi Party  
Telugu Desam  
Telangana Rashtra Samithi

Source: Election Commission of India & CEO, Andhra Pradesh